

• 訂貨方式 HOW TO ORDER

$$\frac{CC1}{1} \quad \frac{F}{2} \quad \frac{7}{3} \quad \frac{SL}{4} \quad \frac{1}{5} \quad \frac{B}{6} \quad \frac{331}{7} \quad \frac{J}{8} \quad \frac{S}{9} \quad \frac{P}{10} \quad \frac{W}{11}$$
1、產品類型 Capacitor Type Code

類 型	Type	
低壓溫度補償瓷介電容器	CC1	Low voltage temperature compensated disk ceramic capacitor
高壓溫度補償瓷介電容器	CC81	High voltage temperature compensated disk ceramic capacitor
低壓高電介質常數瓷介電容器	CT1	Low voltage high dielectric constant disk ceramic capacitor
高壓高電介質常數瓷介電容器	CT81	High voltage high dielectric constant disk ceramic capacitor
半導體瓷介電容器	CS1	Semiconductor dielectric insulator disk ceramic capacitor
交流瓷介電容器	CT7	Alternating current disk ceramic capacitor

2、額定電壓 Rated voltage

代號 Letter symbol	D	E	F	G	J	K	L	N	M	P	Q	R	X	Y
額定電壓 rated voltage	16V	25V	50V	100V	160V	250V	500V	1KV	2KV	3KV	4KV	6KV	250VAC	400VAC

3、片徑直徑 Diameter

代號 symbol	4	5	6	7	8	9	10	12
直徑diameter(mm)	3.6-4.5	4.6-5.5	5.6-6.5	6.6-7.5	7.6-8.5	8.6-9.5	9.6-10.5	11.6-12.5

4、溫度特性見溫度系數及EIA代碼表:

Temperature coefficient: Please consider temperature characteristics and EIA code

5、引綫形式 Lead style

代號 symbol	引綫形式	Style
1	直脚(長20mm-28mm)b式	Straight lead (length 20mm)
2	直脚(長16mm-19mm)b式	Straight lead (length 16mm)
3	切脚(短脚)	Cutting lead (short lead)
4	編帶直脚型(b式)	Tape straight lead
5	編帶小內彎型	Tape small inside kink
6	編帶大內彎型(a型)	Tape large inside kink
7	特殊脚型(b式)	Special foot
8	雙外彎(c式)	Double outside kinks
9	外單彎(w式)	Outside kink
0	前後彎(b式)	Around the bend

6、脚距 Lead Spacing

代碼 symbol	Lead spacing(mm)
A	2.5±0.5
B	5.0±0.5
D	7.5±0.5
E	10.0±0.5

7、標稱容量 Standard capacitance

1R0	1PF	注：標稱容量以pF為單位，用3位數字表示。前兩位數字表示有效數字，第三位為0的個數；R表示小數點。 Note: The unit of standard capacitance if consisting of 3 digits, the first and second digits stand for effective value of the Standard capacitance; third digit indicates the number of zeros; "R" indicates decimal.
4R7	4.7PF	
100	10PF	
560	56PF	
821	820PF	
102	1000PF	
-----	-----	

8、允許偏差見EIA代碼表:

Capacitance tolerance, Please consider EIA code

代號Code	J	K	M	S	Z
誤差Tolerance	±5%	±10%	±20%	+50%/-20%	+80%/-20%

9、包裝形式 Packing style

代碼 symbol	包裝形式	Packing style
T	盒帶包裝	Tape
S	散包裝	bulk

10、包封形式 Enclosure style

代號 code	包封形式	Enclosure style
E	環氧包封	Epoxy resin
P	酚醛包封	Phenol resin

11.W-表示無鉛產品 Lead-Free

• 溫度系數 TEMPERATURE CHARACTERISTICS

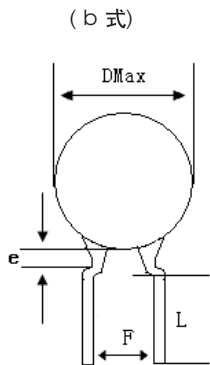
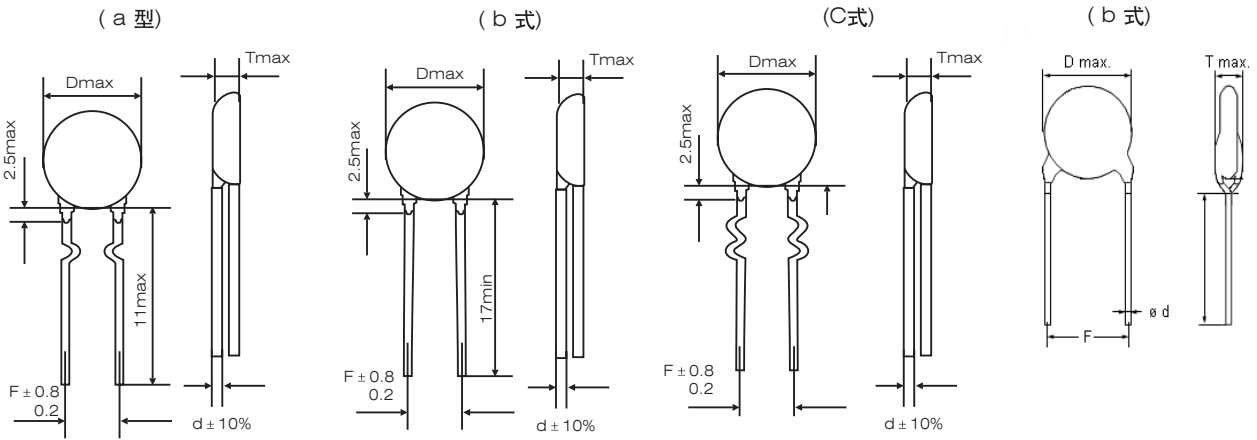
材料溫度系數及允許偏差: X10 ⁻⁶ /°C	材料	EIA代碼	JIS、GB代碼
0 ± 60	NP0	C0H	CH
-750 ± 120	N750	U2J	UJ or U2J
+140 ~ -1000	P140 ~ N1000(SL)	S2L	SL or S2L

• EIA代碼 EIA CODE

第一位數 The First Letter	第二位數 The Second Letter	第三位數 The Third Letter
X: -55°C	5: +85°C	P: ±10%
Y: -30°C	7: +125°C	R: ±15%
Z: +10°C		U: +22% -56%
		V: +22% -82%

• 外形尺寸 DIMENSIONS

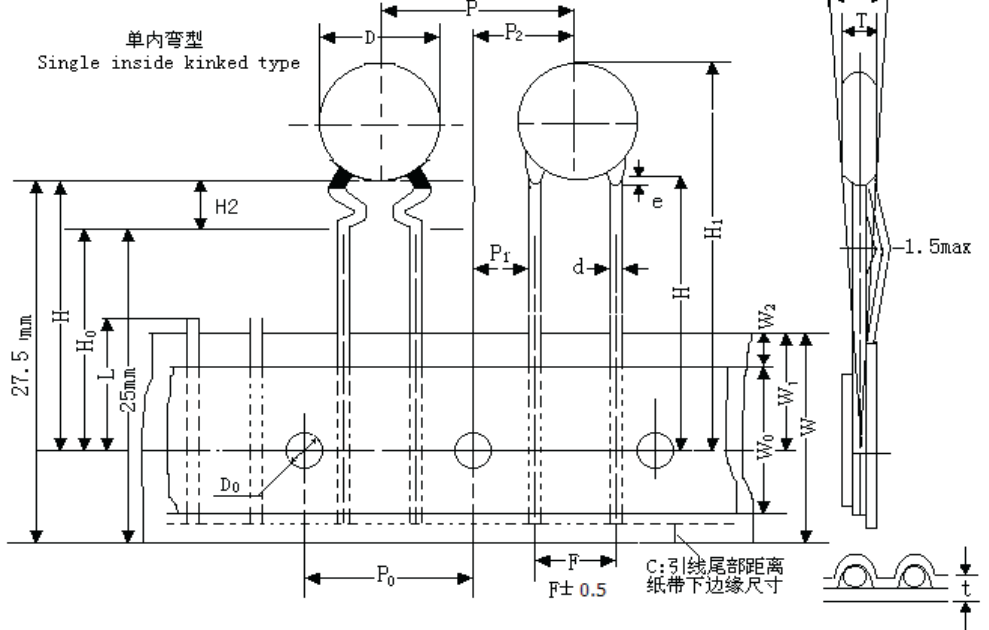
散裝產品



編帶; 編帶產品

单内弯型
Single inside kinked type

直脚型 Straight leads type



注: 引脚距離和引線形式常規按EIA和JIS的標準執行。同時我們可以根據客戶要求, 做出符合客戶使用的引脚距離和引線形式。
 NOTE: Lead style and distance are fit of JIS and EIA standard. Other we can produce with customers requirement.

■ **CC81 〈高壓溫度補償型電容〉系列瓷介電容器:**
 CC81 〈High voltage Temperature compensated capacitor〉 series ceramic DISC capacitor

● **特性 FEATURE:**

損耗低、容量穩定性高，適用於脈動電路、諧振回路及溫度補償效應的電路。

Low DF, stable capacitance, suits for pulse circuit, resonant circuit and temperature compensated circuit.

● **使用溫度範圍 Operating Temperature Range** -25°C ~ +85°C

● **容量範圍 Capacitance Range:**

尺寸DMax (mm) Dimension	容量範圍(Capacitance Range) PF				工作電壓(U _R) operating voltage
	NPO (CH)	N470 (TH)	N750 (UJ)	SL	
6.0	5 ~ 33	15 ~ 56	22 ~ 68	47 ~ 68	1KV
8.0	47 ~ 56	56 ~ 82	68 ~ 82	82 ~ 100	
10.0	68 ~ 82	82 ~ 100	100 ~ 120	120 ~ 220	
12.0	82 ~ 100	100 ~ 150	150 ~ 180	330 ~ 470	
6.0	5 ~ 22	10 ~ 47	15 ~ 56	33 ~ 56	2KV
8.0	33 ~ 47	56 ~ 82	56 ~ 82	68 ~ 100	
10.0	56 ~ 68	82 ~ 100	82 ~ 100	100 ~ 150	
12.0	68 ~ 82	-----	100 ~ 120		

● **試驗電壓 Test Voltage:** 1.5U_R+500V.

● **絕緣電阻 I.R:Insulation resistance** R_i ≥ 10000MΩ.

● **損耗角正切值 tangent of loss angel:**

C > 30PF: tg δ ≤ 0.0015

5pF: ≤ C ≤ 30PF: tg δ ≤ 1/(400+20C)

C < 5pF時按照客戶與生產商協商確定

Please consult your requirements to factory